

Investment Risks & Goals

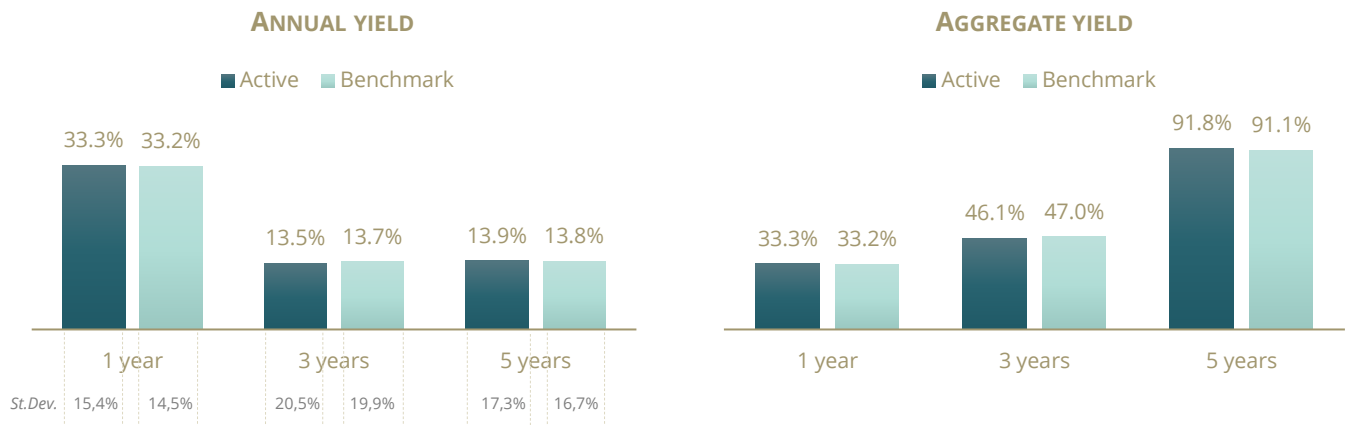
Active portfolio is designed for investors expecting high return in the long term and being ready to tolerate a significant risk of volatility (i.e., fluctuations in the investment costs) in the near term. The main focus of this portfolio is the placement in financial instruments with high growth potential and current yield, such as stocks and bonds with a credit rating below the investment grade. Bank offers you sustainable investment projects based on the principles of the ESG (Environmental. Social. Governance) providing you the opportunity not only to generate capital gains but also make a substantial contribution to the preserving environment and social welfare at present and in future.



Approach to Allocation

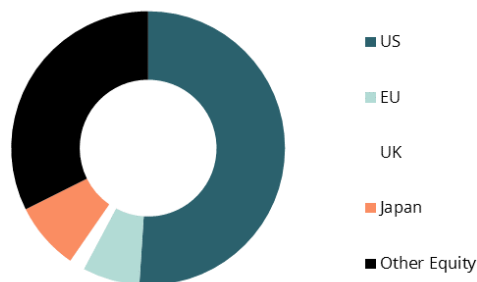
We apply passive approach to the allocations of model portfolios. This means that we create an investment strategy at the level of asset classes and geographical regions, rather than individual issuers. The investment strategies developed by the Bank provide for investments in bonds (of investment grade and below the investment grade) and stocks of the US, Europe, Japan and emerging markets.

Historical Performance, August 2021*



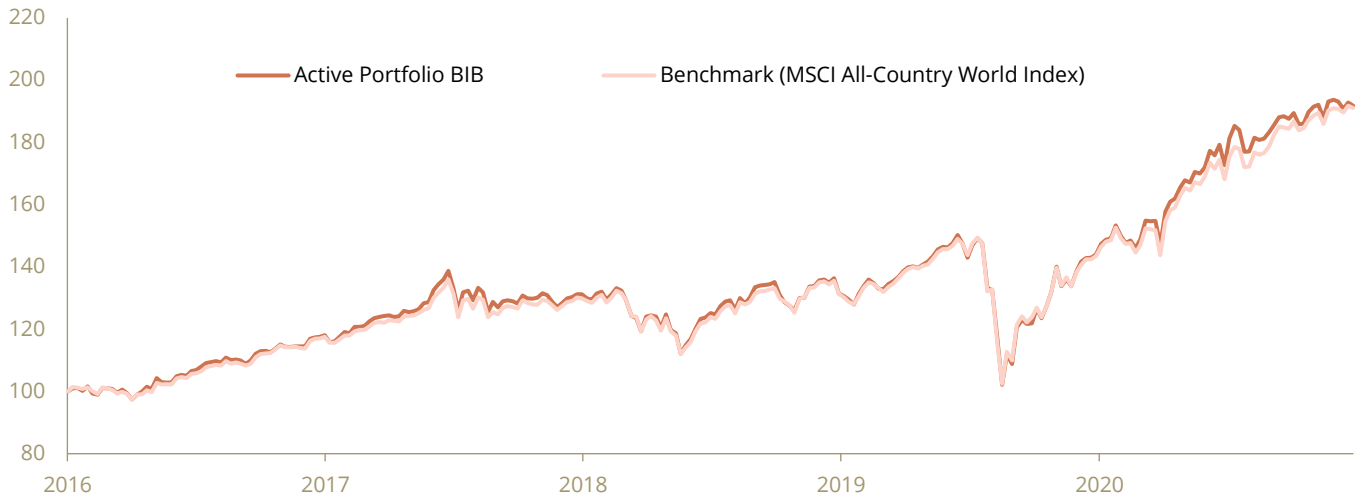
*This statistics is a result of a simulation based on historical performance (back-testing) as on 30th of July 2021.

Model allocation of an Active portfolio in August 2021



	Return % (1Y)	Return % (3Y)	Return % (5Y)	Standard deviation %
Equities				
US large Value	38.83	11.23	11.53	16.13
US large Growth	35.08	24.56	23.23	15.96
US large Dividend Growth	31.38	16.81	15.75	13.34
US small cap Value	55.77	9.27	11.64	21.17
US small cap Growth	33.23	17.44	17.90	19.48
Europe large cap	29.45	9.03	11.10	18.82
Europe small cap	46.83	11.81	13.69	19.91
Japan large cap	34.06	5.29	11.07	16.74
EM aggregate	20.51	8.92	9.68	16.27
Fixed income				
US IG corporate	1.55	4.46	2.95	2.56
IG developed non-US	0.51	4.59	3.09	3.11
EM HY Gov. & Corp.	8.30	5.43	4.18	11.05
Developed HY	8.92	5.58	5.63	8.67

HISTORICAL YIELD OVER 5 YEARS, AUGUST 2021*



*This statistics is a result of a simulation based on historical performance (back-testing) as on 30th of July 2021. The data source: Bloomberg Professional. MSCI All-Country World Daily Total Return Net USD (stock market) captures 100% of the benchmark. The indicated earning yield does not include bank commissions. The information refers to historical results and cannot serve as a guarantee for results in the future. The capital charges may grow or fall. ESG score model is developed by our experts based on the principle of relative within-sector evaluation method. The ESG score is calculated out of the top ten holdings in each exchange traded fund in our portfolio. Based on their relative weight in the portfolio we assign the ESG score to the total portfolio on a scale from D to AAA.

Asset allocation	The rigorous implementation of an investment strategy that attempts to balance risk versus reward by adjusting the percentage of each asset in an investment portfolio according to the investor's risk tolerance, goals and investment time frame.
Volatility	A statistical indicator that reflects the historical degree of the stability of investment returns. A higher value of the gauge indicates a higher level of risk. In these materials, the chosen measure of volatility is the standard deviation.
Credit rating	A grade assigned to that bond by rating agencies that reflects the firm's or institution's ability to meet its ongoing and long-term credit obligations. The most well-reputed credit agencies are Standard & Poor's, Moody's Investor Services, and Fitch Ratings. Bonds with a rating not lower than BBB- (for S&P and Fitch) and Baa- (Moody's) are considered to be investment grade bonds (i.e. feature a relatively lower level of default risk). Bonds with a lower credit rating are deemed to be non-investment grade bonds and typically carry a greater risk of default.

Investment services, including investments in financial instruments, involve risks, which are described in the document "Description of Financial Instruments and Their Inherent Risks". You can view this document on the webpage of AS Baltic International Bank: www.bib.eu/en/documents.

A strategy implementation opportunity depends on the risk profile of the Client and status of the Client; therefore, this information is of a purely informative character and cannot be evaluated as an appeal to action or a consultation. To create an individual strategy of the Client's portfolio management, the Bank needs additional information about experience and knowledge of the Client in transactions with financial instruments, as well as information on the level of prosperity of the Client.

Prior to taking a decision on concluding an agreement with Baltic International Bank on provision of investment services, apart from the corresponding agreement provided for you by your personal banker, please also study the following documents placed on the Bank's webpage www.bib.eu/en/documents - General terms and conditions for Bank transactions, Client order execution policy (transactions in financial instruments), General Information Concerning an Investment Services Provider and Investment Services, Policy of preventing conflicts of interests, Characteristics of financial instruments and their inherent risks, Policy of determining the client's status in provision of investment and accompanying services, Price list of banking services of Baltic International Bank.

The information provided herewith has an informative nature. This information cannot be regarded as an offer or recommendation for purchase, storage or sale of securities, or as an investment recommendation, an investment survey or a consultation on investments, or a recommendation to entrust management of your assets to the specific investment manager. The Client is fully aware and undertakes all risks involved in the investment. This information is prepared by AS Baltic International Bank.